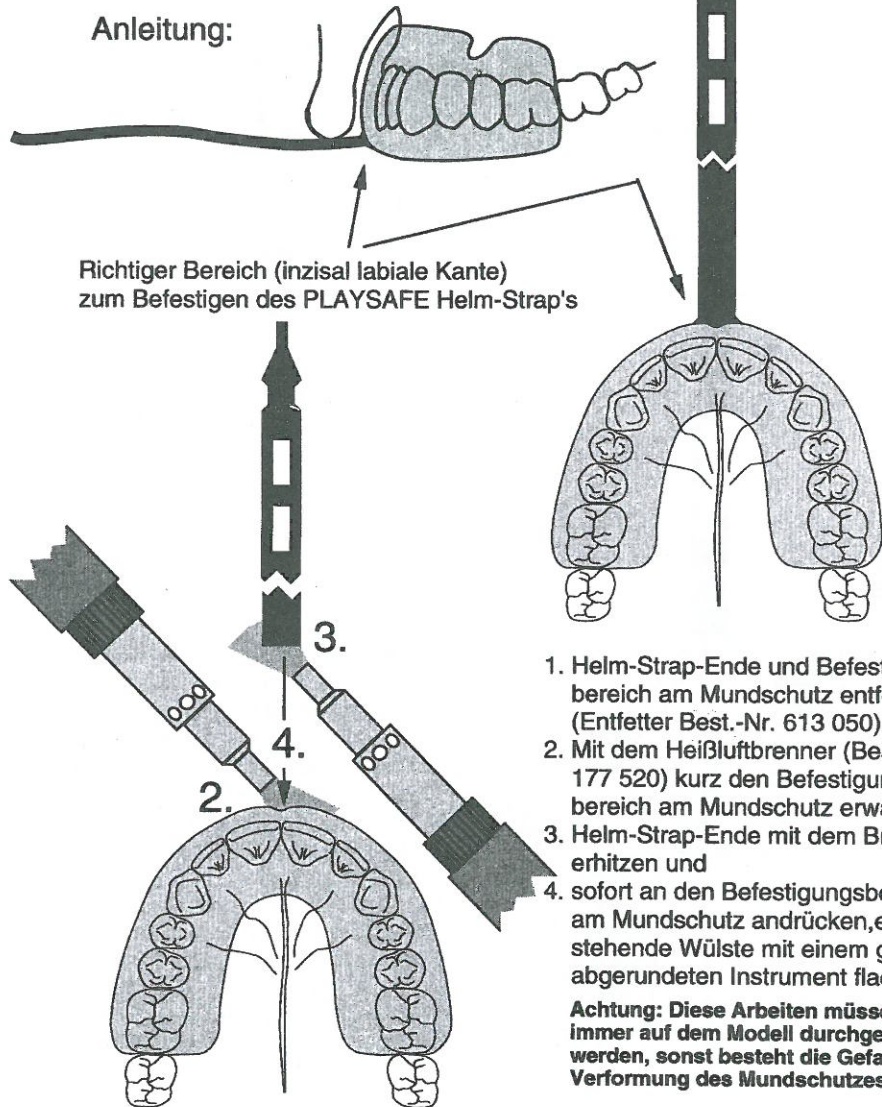


Helm-Strap für PLAYSAFE-Mundschutz für American Football




 ERKODENT®

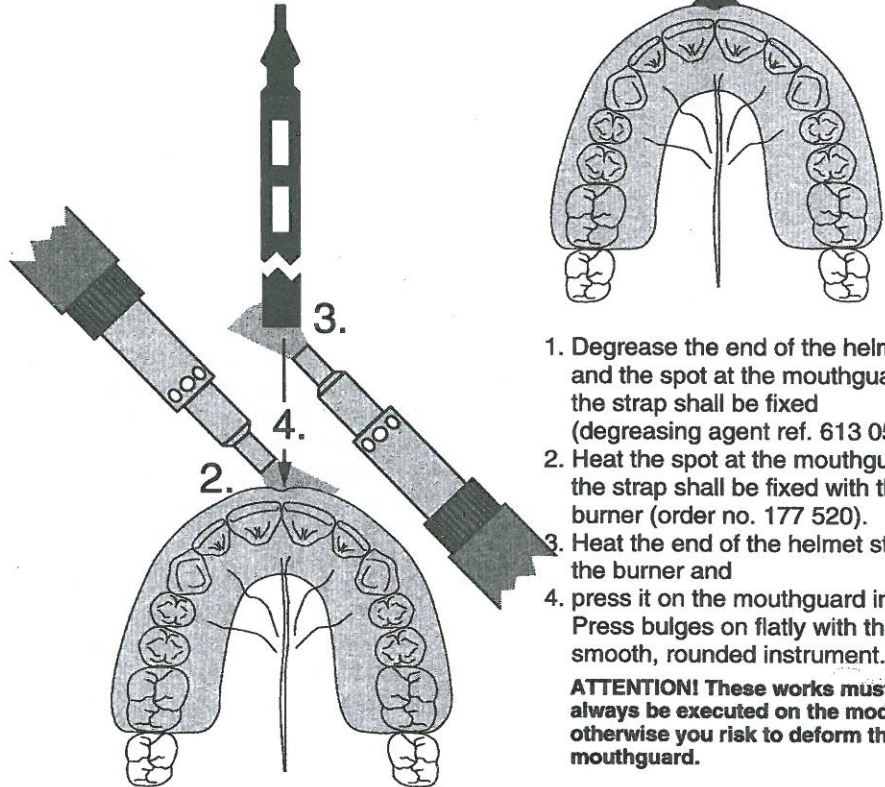
ERKODENT Erich Kopp GmbH • Siemensstr. 3 • D-72285 Pfalzgrafenweiler
Telefon +49 (0) 74 45 85 01-0 • Telefax +49 (0) 74 45 20 92 • www.erkodent.com • info@erkodent.com

Helmet strap for PLAYSAFE mouthguards for American Football

Instructions:



Correct place (incisal labial edge)
to fix the PLAYSAFE helmet strap



1. Degrease the end of the helmet strap and the spot at the mouthguard where the strap shall be fixed (degreasing agent ref. 613 050).
2. Heat the spot at the mouthguard where the strap shall be fixed with the hot-air burner (order no. 177 520).
3. Heat the end of the helmet strap with the burner and
4. press it on the mouthguard immediately. Press bulges on flatly with the aid of a smooth, rounded instrument.

ATTENTION! These works must always be executed on the model, otherwise you risk to deform the mouthguard.